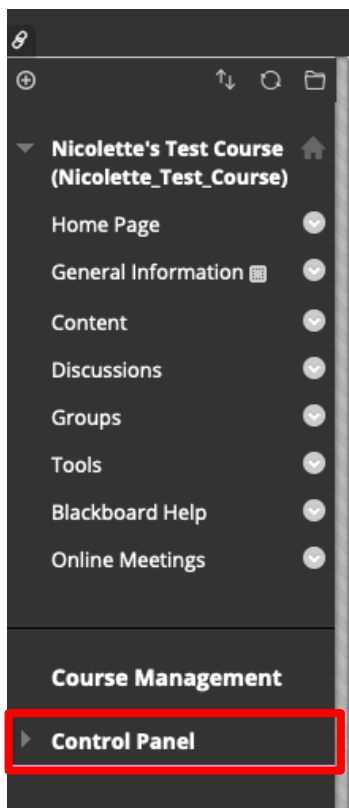


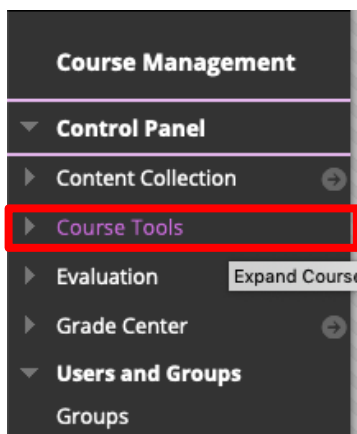


## RESPONDUS LOCKDOWN BROWSER DASHBOARD – BLACKBOARD INTEGRATION

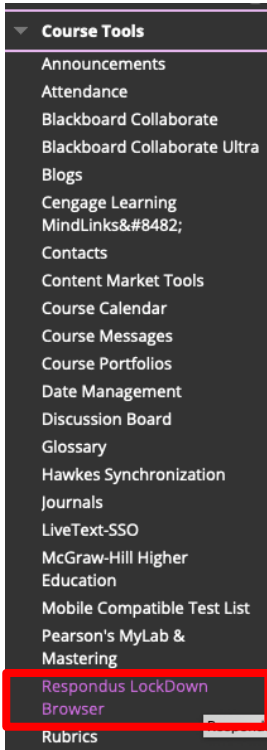
1. **BEGIN** by signing in to Blackboard at: <https://blackboard.liu.edu/>
2. Open the course where you would like to utilize Respondus Lockdown Browser.
3. In your course navigation, locate your “Control Panel”.



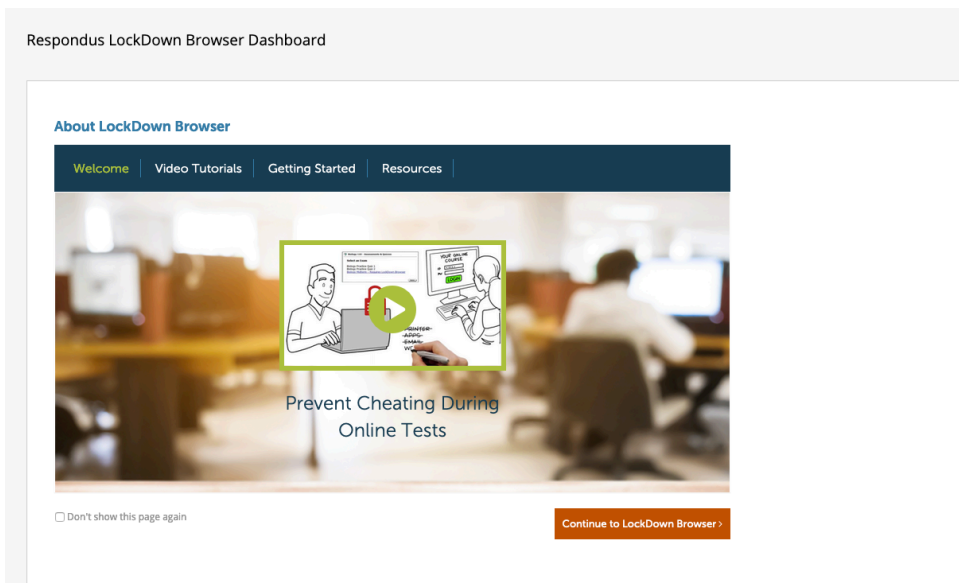
4. Under control panel, locate “Course Tools”.



5. Under course tools, locate "Respondus LockDown Browser".



6. You now have access to your Respondus LockDown Browser Dashboard.



From your Respondus Dashboard within Blackboard, you can:

- View Video Tutorials
- Access Getting Started Materials
- Access Available Resources

**For More Information, Visit [it.liu.edu/respondus](https://it.liu.edu/respondus)**