



Learning Blackboard 9.1

Getting Started



Blackboard
learn+



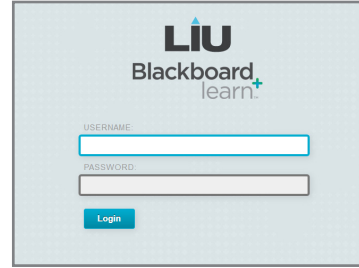
Copyright 2012, Long Island University

Learning Blackboard 9: Wikis

Logging in:

Place your Username and Password in the boxes provided.

*Remember, your Username and Password are the same as your MyLIU account.



The image shows the Blackboard login interface. At the top, it says "LIU Blackboard learn+". Below this, there are two input fields: "USERNAME:" and "PASSWORD:". A blue "Login" button is positioned below the password field.

About Wikis:

A wiki is designed for multiple people to collaborate by adding and editing content collectively.

How to Access the Wikis:

As you access the Tools link, Click the Wikis icon.

*Please Note:

There are two different types of wikis.

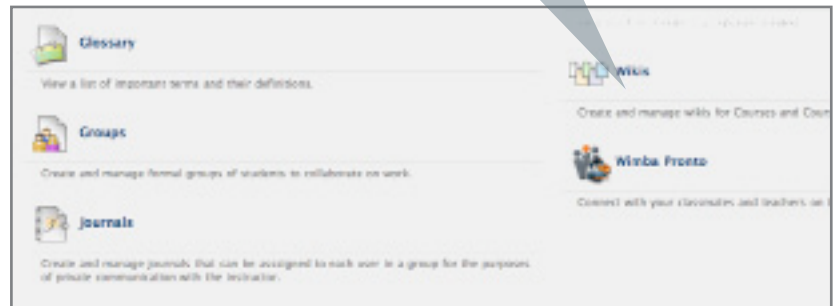
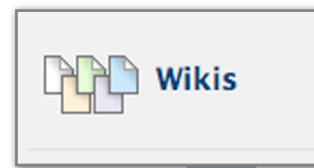
- 1) Course
- 2) Group

Course Wikis are created by instructors for particular courses on Blackboard 9.

Group Wikis are created by group members or instructors.

Wikis:

Wikis can also be created by students for groups within a particular course. You can also Comment and Edit your wikis.



Create Wiki Page



Comment

