



# Learning Blackboard 9.1

## Getting Started



Blackboard  
learn<sup>+</sup>




Copyright 2012, Long Island University

## Learning Blackboard 9: *Journals*

### Logging in: blackboard.liu.edu

Place your Username and Password in the boxes provided.

\*Remember, your Username and Password are the same as your MyLIU account.

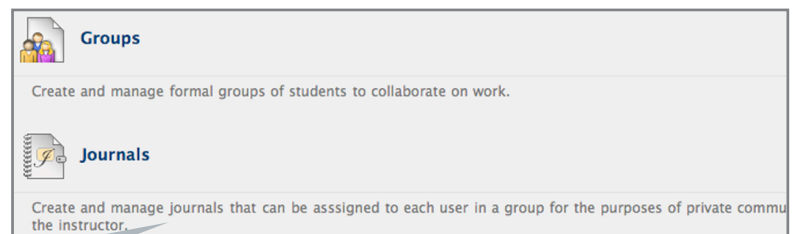


### About Journals:

The **Journals** is a private messaging center between the instructor and the student. This differs from the Blog because information is exchanged between you and only your instructor.

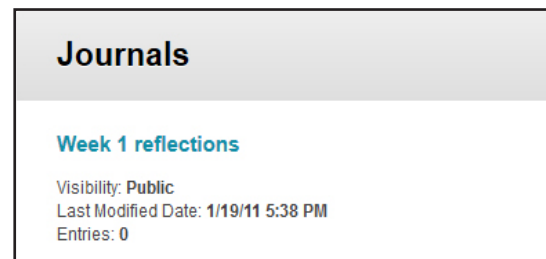
### How to Access a Journal:

Navigate to your course. Click the **Tools** menu and click the **Journals** link.



### Journals:

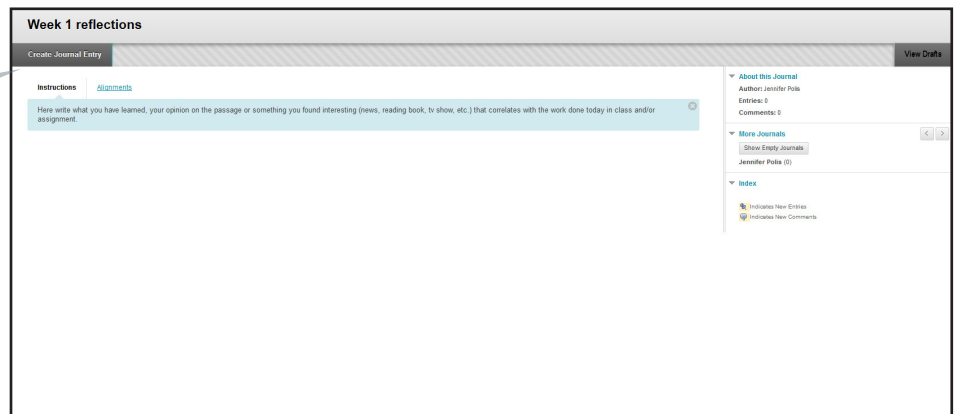
Inside the "Journals" link you will find different journal entries for your particular course. Open the journal of your choice.



# Learning Blackboard 9: *Journals*

## Create Journal Entry

**How to create a journal entry:**  
Click "Create Journal Entry"  
to respond to a journal.



**How to create a journal entry:**  
Provide a title and message. Providing  
an attachment is optional.  
Click "Post Entry"

\*Note: Create your journal as a word  
document and copy and paste it into  
the journal tool. This way you can  
check it for spelling and grammar,  
and save the document securely.

